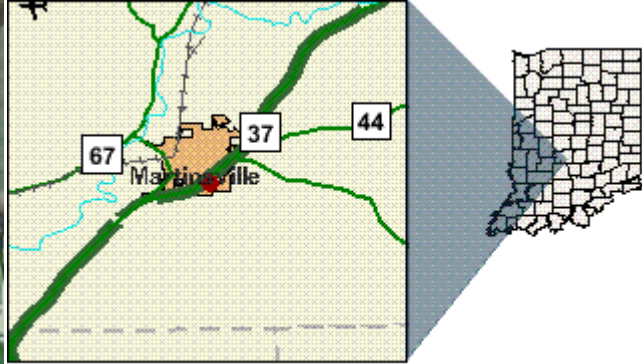




Bender Bldg

Robert Curry Dr. Martinsville, IN 46151



Location

Street Address	Robert Curry Dr.
City	Martinsville
County	Morgan
Township	Washington
State	IN
Zip Code	46151
Type	Building

Site Details

Site		Utility	
Total Acres Available	3	Electric Power Provider	Duke Energy
Within city/town limits	Yes	Electric Service at Property	Yes
Located in Industrial Park	Yes	Phases Available	3
Platted Lot in Industrial Park	Yes	Natural Gas Service Provider	Vectren
Name of Industrial Park	Martinsville Industrial Park	Natural Gas Service at Property	Yes
Building		Water Provider	City of Martinsville
Total Building Square Feet	10,000	Water Service at Property	Yes
Square Feet of Office Space	1,000	Sanitary Sewer Service Provider	City of Martinsville
Square Feet of Manufacturing Space	9,000	Sanitary Sewer Service at Site	Yes
Number of Floors	1	Transportation	
Previous Tenants/Uses	Farm Equipment	Interstate Route Number	65
Building Type	Light Industrial	Distance to Nearest Interstate (Miles)	25
Building Environment	Industrial Park	Federal/State Highway Number	State Road 37
Floor to Ceiling Height Minimum (Feet)	14	Distance to Nearest Federal or State Highway (Miles)	0
Floor to Ceiling Height Maximum (Feet)	24	Is Public Transit Available	Yes
Floor Thickness (Inches)	6 in.	Name of Commercial/International Airport	Indianapolis International
Building Construction Material	Steel and Concrete	Name of General Aviation Airport	Monroe County Airport
Year Built	1986	Distance to General Aviation Airport (Miles)	29
Year of Last Major Renovations	2005	Largest General Aviation Airport Runway	24
Dock Doors with Levelers	1	Name of Port	Clark Maritime Centre
Heating System	Gas	Distance to Nearest Port (Miles)	112
Air Conditioning	Yes	Property Tax	
Sprinkler System	Yes	Property Tax Jurisdiction	Martinsville, Washington Twsp
Sale/Leasing		State Property Tax ID Number	55020
Ownership	Private		
For Lease	Yes		
Lease Rate per year	\$38,400		
Lease Type	Modified Gross		

Jurisdiction

Zoning/Planning Authority City of Martinsville
Zoning Code/Description I-1

Contact Information

Jeff Pipkin

Company Morgan County Economic Development Corp.
Address 4 E. Harrison St.
City Mooresville
State IN
Zipcode 46158
Phone 317-831-9544
Fax 317-831-9548
Email jpipkin@morgancoed.com
Webpage www.morgancoed.com
Cell Phone 317-997-1978

John Taylor

Company Morgan County Economic Development Corporation
Address 4 W. Harrison Street
City Mooresville
State IN
Zipcode 46158
Phone 317-831-9544
Fax 317-831-9548
Email jtaylor@morgancoed.com
Webpage www.morgancoed.com

Indiana Economic Development Corporation

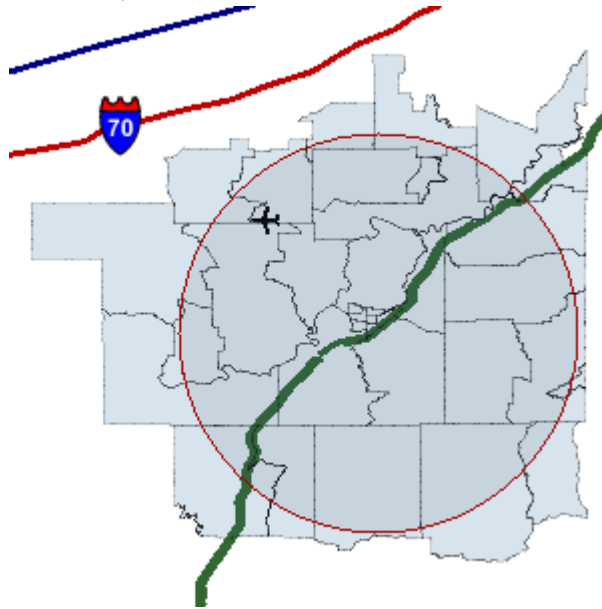
One North Capitol, Suite 700 • Indianapolis, Indiana 46204 • Tel 317.232.8800 • 800.463.8081 • Fax 317.232.4146



Bender Bldg

Robert Curry Dr. Martinsville, IN 46151

10 Mile Demographic Radius Report

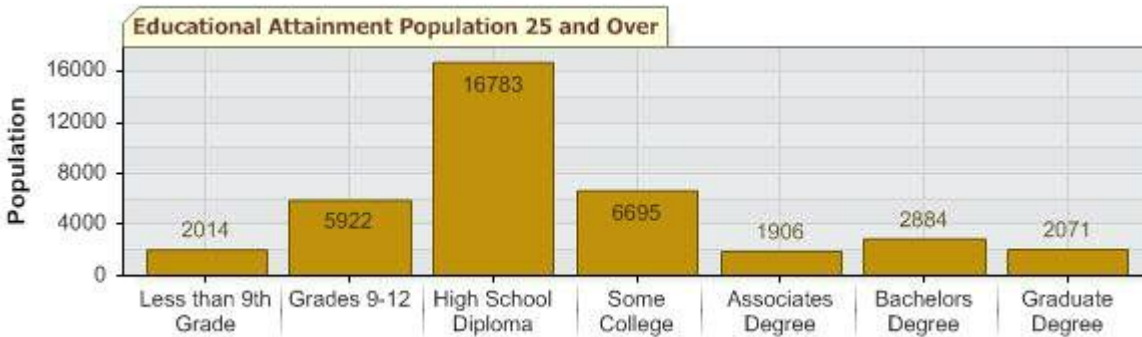


Population

	Number	%
Total Estimated Population	56,629	100%
Population in the Labor Force	30,287	53.5%
Population by working age 20-64	34,821	61.5%

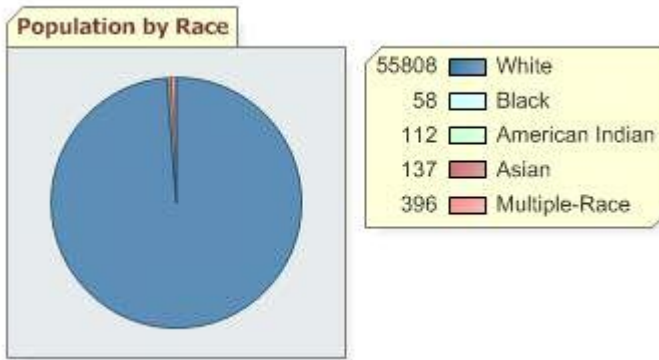
Educational Attainment

	Number	%
Total Adult Population (25 +)	38,275	100%
Less than Grade 9	2,014	5.3%
Grades 9-12, no diploma	5,922	15.5%
High School Graduate	16,783	43.8%
Some College, No Degree	6,695	17.5%
Associates Degree	1,906	5.0%
Bachelors Degree	2,884	7.5%
Graduate Degree	2,071	5.4%



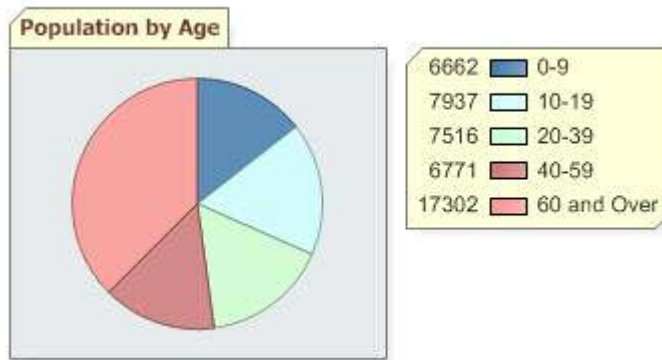
Population by Race

	Number	%
Total Population (all ages)	56,629	100%
White	55,808	98.6%
Black	58	0.1%
American Indian	112	0.2%
Asian	137	0.2%
Multiple-Race	396	0.7%
Ethnicity:		
Hispanic	326	0.6%



Population by Age

	Number	%
Total Population	56,629	100%
0 to 9	6,662	11.8%
10 to 19	7,937	14.0%
20 to 29	7,516	13.3%
30 to 39	6,771	12.0%
40 to 59	17,302	30.6%
60+	10,441	18.4%

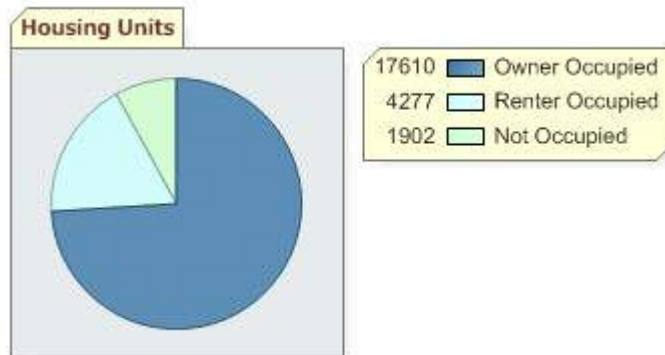


Household Income

	Number	%
Total Households	21,887	100%
Less than \$30,000	5,584	25.5%
\$30,000 to \$49,000	4,318	19.7%
\$50,000 to \$100,000	8,423	38.5%
\$100,000 or more	3,562	16.3%

Housing

	Number	%
Total Housing Units	23,789	100%
Occupied by Owner	17,610	74.0%
Renter Occupied	4,277	18.0%



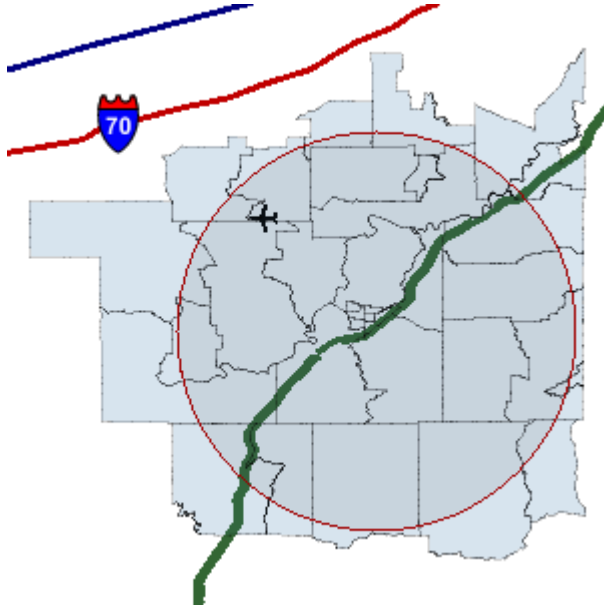
Source: Applied Geographic Solutions



Bender Bldg

Robert Curry Dr. Martinsville, IN 46151

10 Mile Workforce Radius Report



Business Establishments and Labor Supply

	Number
Business Establishments	1,301
Jobs	11,538

Establishments by Range of Employees

	Number	% Dist.
1 to 20	1,193	91.7%
20 to 50	76	5.8%
50 to 99	23	1.8%
100 to 249	5	0.4%
250 to 499	2	0.2%
500+	2	0.2%

Occupations

	Number	% Dist.
Executive, Managers, and Administrators	1,141	9.9%
Professional Specialty Occupations	2,122	18.4%
Sales Professionals	242	2.1%
Technologies and Technicians	323	2.8%
Sales Workers and Clerks	1,081	9.4%
Administrative Support Workers	2,124	18.4%
Technical, Sales, and Administrative: Field Occupations	33	0.3%
Private Household Service	1	0.0%
Protective Services	159	1.4%
Other Services: Site Based	1,601	13.9%
Other Services: Field Based	56	0.5%
Farming, Forestry, and Fishing	264	2.3%

Precision, Craft, and Repair: Site Based	1,040	9.0%
Construction, Repair, and Mining: Field Based	384	3.3%
Machine Operators, Assemblers, and Inspectors	301	2.6%
Transportation and Materials Moving Workers	318	2.8%
Handlers, Helpers and Laborers	305	2.6%

Establishments and Employment by Industry

	Establishments % Dist.		Jobs % Dist.	
Total	1,301	100%	11,538	100%
Agriculture, Forestry and Fishing	12	0.9%	47	0.4%
Agricultural Services	29	2.2%	105	0.9%
Coal and Ore Mining	2	0.2%	17	0.1%
Oil and Gas	0	0	0	0
General Construction	36	2.8%	139	1.2%
Heavy Construction	101	7.8%	654	5.7%
Food Manufacturing	2	0.2%	4	0.0%
Tobacco Manufacturing	0	0	0	0
Textile Mills	1	0.1%	150	1.3%
Apparel and Textile Manufacturing	0	0	0	0
Lumber and Wood Production	6	0.5%	50	0.4%
Furniture Manufacturing	0	0	0	0
Paper Manufacturing	1	0.1%	19	0.2%
Printing and Publishing	7	0.5%	51	0.4%

Establishments and Employment by Industry

	Establishments	% Dist.	Jobs	% Dist.
Chemicals	0	0	0	0
Petroleum Refining	1	0.1%	7	0.1%
Rubber and Plastics	4	0.3%	48	0.4%
Leather Manufacturing	0	0	0	0
Stone, Glass, and Concrete	1	0.1%	12	0.1%
Metals Fabrication	6	0.5%	67	0.6%
Machinery and Equipment Manufacturing	23	1.8%	460	4.0%
Transportation	33	2.5%	235	2.0%
Travel Services	0	0	0	0
Transport Services	1	0.1%	2	0.0%
Communications	4	0.3%	23	0.2%
Utilities	7	0.5%	105	0.9%
Durables Wholesale	44	3.4%	1,008	8.7%
Non Durables Wholesale	19	1.5%	226	2.0%
Building Materials, Hardware and Garden	18	1.4%	110	1.0%
General Merchandise Stores	5	0.4%	351	3.0%
Food Markets	8	0.6%	212	1.8%
Convenience Stores	10	0.8%	75	0.7%
Other Food Stores	1	0.1%	10	0.1%
Auto Dealers and Gas Stations	53	4.1%	380	3.3%
Clothing Stores	6	0.5%	20	0.2%
Furniture Stores	7	0.5%	53	0.5%
Home Furnishings	9	0.7%	36	0.3%
Electronics and Computer Stores	9	0.7%	24	0.2%
Music Stores	1	0.1%	2	0.0%
Restaurants	33	2.5%	502	4.4%
Other Food Service	9	0.7%	94	0.8%
Bars	5	0.4%	29	0.3%
Drug Stores	2	0.2%	30	0.3%
Liquor Stores	4	0.3%	19	0.2%
Specialty Stores	66	5.1%	200	1.7%
Catalog and Direct Sales	2	0.2%	25	0.2%

Banks and Financial Institutions	27	2.1%	175	1.5%
Insurance Carriers	5	0.4%	9	0.1%
Insurance Agents and Brokers	31	2.4%	86	0.7%
Real Estate	52	4.0%	192	1.7%

Establishments and Employment by Industry

	Establishments	% Dist.	Jobs	% Dist.
Hotels and Lodging	16	1.2%	220	1.9%
Dry Cleaning and Laundry	9	0.7%	30	0.3%
Beauty and Barber Shops	30	2.3%	84	0.7%
Other Personal Service	18	1.4%	71	0.6%
Advertising	2	0.2%	2	0.0%
Computer Services	9	0.7%	18	0.2%
Other Business Services	36	2.8%	127	1.1%
Auto Repair/Services	60	4.6%	184	1.6%
Miscellaneous Repair Services	20	1.5%	53	0.5%
Motion Pictures	6	0.5%	29	0.3%
Entertainment and Recreation Services	22	1.7%	43	0.4%
Health and Medical Services	63	4.8%	309	2.7%
Hospitals	14	1.1%	786	6.8%
Legal Services	23	1.8%	60	0.5%
Primary and Secondary Education	17	1.3%	2,025	17.6%
Colleges and Universities	0	0	0	0
Social Services	21	1.6%	245	2.1%
Child Care Services	11	0.8%	97	0.8%
Museums and Zoos	0	0	0	0
Membership Organizations	90	6.9%	285	2.5%
Professional Services	28	2.2%	105	0.9%
Government	85	6.5%	610	5.3%

Source: Applied Geographic Solutions

Indiana Economic Development Corporation

One North Capitol, Suite 700 • Indianapolis, Indiana 46204 • Tel 317.232.8800 • 800.463.8081 • Fax 317.232.4146